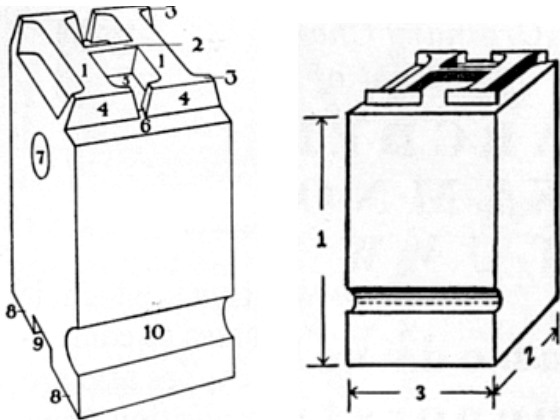


INTRODUCTION TO LETTERPRESS PRINTING

Page 1 — Type, spacing, leading, measurements & the composing stick

TYPE



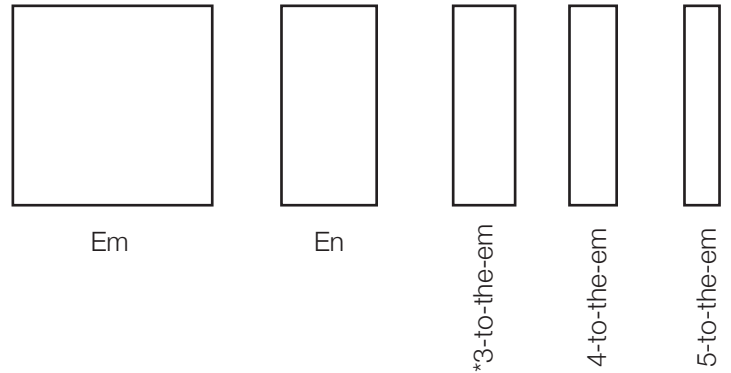
PARTS OF A TYPE

- 1-Face
- 2-Crossbar
- 3-Serifs
- 4-Neck or beard
- 5-Counter
- 6-Shoulder
- 7-Pin mark
- 8-Feet
- 9-Groove
- 10-Nick

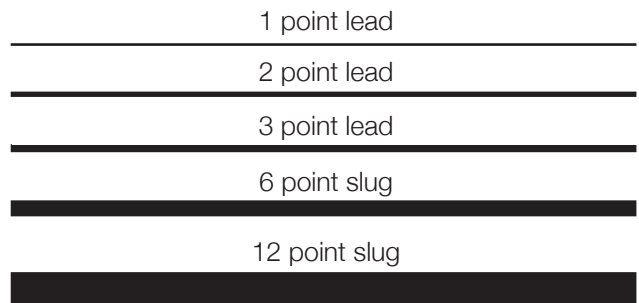
DIMENSIONS OF TYPE

- 1-Height to paper
- 2-Body size
- 3-Set size

SPACING SIZES IN A TYPICAL FONT



COMMON THICKNESSES OF LEADS AND SLUGS




THE PRINTERS' MEASURE

- 6 points = 1 nonpareil**
- 12 points = 1 pica**
- 6 picas = 1 inch**



To be *absolutely* accurate, 1 point is .013837 of an inch, and 6 picas are equal to .996264 of an inch. Thus, 72 picas really make 3 points less than 12 inches, but this difference is much too small to be taken into account in all ordinary work.

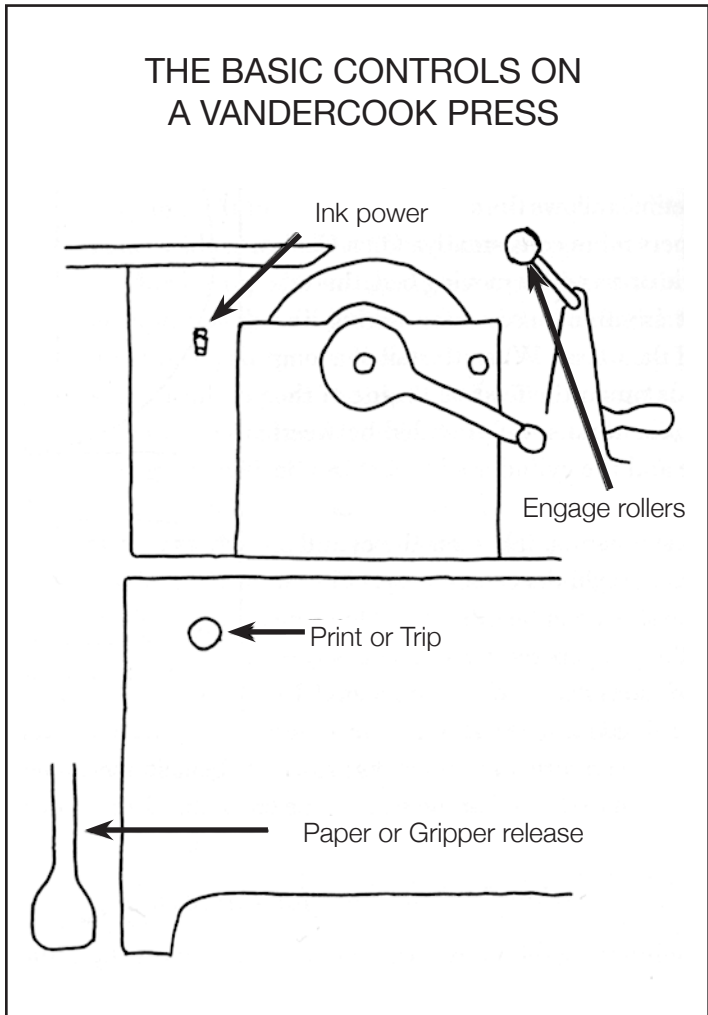
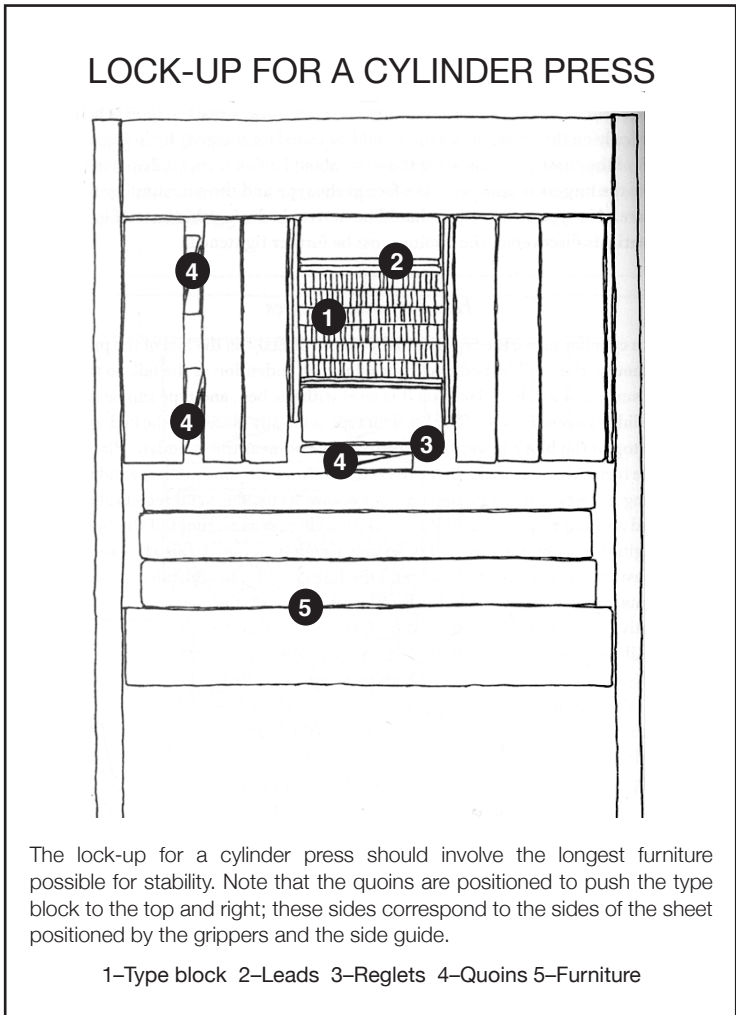
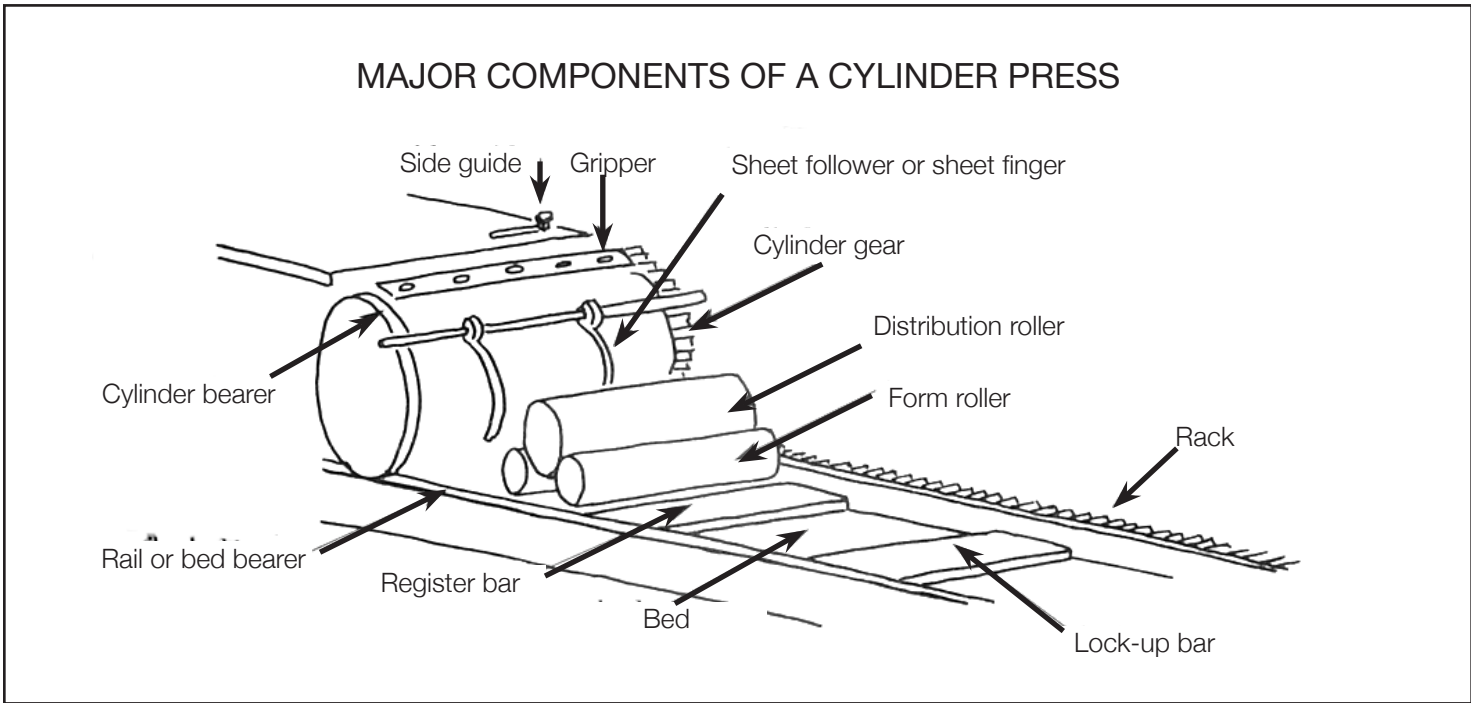
THE COMPOSING STICK



The composing stick in the hand. The composing stick should be held this way, with the thumb holding the type against the side for stability. The right hand is used to place type in the stick while the thumb of the left hand holds the last letter in the line.

INTRODUCTION TO LETTERPRESS PRINTING

Page 2 — Parts of a Vandercook proofing press, locking up type in the bed of the press



ffi	fl	/	'	'	k	e				I	2	3	4	5	6	7	8	\$	-	—	()	[]
j	b	c	d	d	k	e				i	s	f	g	ff	9			A	B	C	D	E	F	G
?						e				o	y	p	w					H	I	K	L	M	N	O
!	l	m	n	n		h				o	y	p	w											
z						h				a	r													
x	v	u	t	t		4-to-em				a	r													
q						4-to-em				a	r													
						4-to-em				a	r													
						4-to-em				a	r													
						4-to-em				a	r													
						4-to-em				a	r													
						4-to-em				a	r													
						4-to-em				a	r													
						4-to-em				a	r													
						4-to-em				a	r													
						4-to-em				a	r													
						4-to-em				a	r													
						4-to-em				a	r													
						4-to-em				a	r													
						4-to-em				a	r													
						4-to-em				a	r													
						4-to-em				a	r													
						4-to-em				a	r													
						4-to-em				a	r													
						4-to-em				a	r													
						4-to-em				a	r													
						4-to-em				a	r													
						4-to-em				a	r													
						4-to-em				a	r													
						4-to-em				a	r													
						4-to-em				a	r													
						4-to-em				a	r													
						4-to-em				a	r													
						4-to-em				a	r													
						4-to-em				a	r													
						4-to-em				a	r													
						4-to-em				a	r													
						4-to-em				a	r													
						4-to-em				a	r													
						4-to-em				a	r													
						4-to-em				a	r													
						4-to-em				a	r													
						4-to-em				a	r													
						4-to-em				a	r													
						4-to-em				a	r													
						4-to-em				a	r													
						4-to-em				a	r													
						4-to-em				a	r													
						4-to-em				a	r													
						4-to-em				a	r													
						4-to-em				a	r													
						4-to-em				a	r													
						4-to-em				a	r													
						4-to-em				a	r													
						4-to-em				a	r													
						4-to-em				a	r													
						4-to-em				a	r													
						4-to-em				a	r													
						4-to-em				a	r													
						4-to-em				a	r													
						4-to-em				a	r													
						4-to-em				a	r													
						4-to-em				a	r													
						4-to-em				a	r													
						4-to-em				a	r													
						4-to-em				a	r													
						4-to-em				a	r													
						4-to-em				a	r													
						4-to-em				a	r													
						4-to-em				a	r													
						4-to-em				a	r													
						4-to-em				a	r													
						4-to-em				a	r													
						4-to-em				a	r													
						4-to-em				a	r													
						4-to-em				a	r													
						4-to-em				a	r													
						4-to-em				a	r													
						4-to-em				a	r													
						4-to-em				a	r													
						4-to-em				a	r													
						4-to-em				a	r													
						4-to-em				a	r													
						4-to-em				a	r													
						4-to-em				a	r													
						4-to-em				a	r													
						4-to-em				a	r													
						4-to-em				a	r													
						4-to-em				a	r													
						4-to-em				a	r													
						4-to-em				a	r													
						4-to-em				a	r													